



PRE-33rd SEA Games 2025

Sailing Competition

14 - 16 November 2025

Chonburi, Thailand

Sailing Instructions

Version: 17 Oct 2025

Change Log:

1. RULES

- 1.1 For Formula Kite only, From 1 hour before the scheduled warning signal of the first race until the end of the protest time of the last race of the event, a kiteboard may change her kite but only in the launching area.
- 1.2 If there is a conflicting rule between the Notice of Race and the Sailing Instructions, the rule in Sailing Instructions will take precedence.

2. [NP] SAFETY REGULATIONS

- 2.1. [DP] RRS 40.1 always applies while afloat except for the Men's and Women's Kite Events where competitors shall wear personal flotation devices when flag Y is displayed.
- 2.2. [SP] Boats not leaving the harbour for a scheduled race shall promptly inform the Race Office. A boat that retires from racing shall notify the Race Committee before leaving the Race Area if possible, or promptly inform the Race Office on shore.
- 2.3. [SP] Before leaving shore, athletes shall **"sign-out"** at the Beach Master's table. On returning to shore or when no more races are scheduled for that boat for the day, athletes shall **"sign-in"** at the Beach Master's table before their protest time limit.
- 2.4. [SP] If the OA provides tracking module, before leaving shore to race, an athlete shall collect their boat's tracking module at the Beach Master's table and carry it on board. When no more races are scheduled for a boat on that day, an athlete shall deposit their tracking module at the Beach Master's table before their protest time limit.

3. CODE OF CONDUCT

- 3.1. [DP] Athletes and support persons shall comply with any reasonable request from a regatta official.
- 3.2. [SP] Boats not racing shall avoid any area where boats are racing and any official vessel.

4. COMMUNICATIONS WITH ATHLETES

- 4.1 Notices will be posted on the Official Notice Board at:



- 4.2 Signals ashore will be displayed at Official Flagpole, and it is in front of the Race Office at each venue.
- 4.3 When flag AP is displayed ashore, '1 minute' is replaced with "45 minutes".

5. CHANGES TO SAILING INSTRUCTIONS

Any change to the sailing instructions will be posted before 0930 on the day it will take effect.

6. FORMAT OF RACING

The format for each Event is single series.

7. RACE AREA, SCHEDULE OF RACES AND RACE AREA ASSIGNMENTS

- 7.1. The Racing Areas are shown in Addendum A.
- 7.2. The race schedule, including the time of the first warning signals and assignment of Events to Race Areas, is shown in Addendum B.
- 7.3. If there is change to Addendum A, the Race Committee will post an update no later than 2100 on the day before it will take effect.

8. COURSES

- 8.1. The diagrams in Sailing Instruction Addendum C1, C2 and C3 show the courses, the course designations, the approximate angles between legs, the order in which marks are to be passed, and the side on which each mark is to be left.
- 8.2. No later than the warning signal, the race committee starting vessel will display the course.
- 8.3. Courses will not be shortened. This changes RRS 32.

9. MARKS

- 9.1. Details of all Marks are listed in Sailing Instruction Addendum D:
- 9.2. If a gate mark is missing and has not been substituted in accordance with RRS 34, the remaining gate mark shall be left to port.

10. EVENT FLAGS

Event flags will be class insignia on the following background

Event	Class Insignia	Background Colour
Men's Kite	IKA Formula Kite	White
Women's Kite	IKA Formula Kite	Light Blue
Men's Dinghy	ILCA 7	White
Women's Dinghy	ILCA 6	Green
Boy's Dinghy	-	White
Girl's Dinghy	-	Light Blue
Mixed Dinghy	470	White
Boy's Optimist	Optimist	White
Girl's Optimist	Optimist	Light Blue

11. THE START

- 11.1 The starting line will be between a staff displaying an orange starting line flag on the race committee vessel at the starboard end and a port-end inflatable starting mark.
- 11.2 To alert boats that a race or sequence of races will begin soon, the orange starting line flag will be displayed with 1 sound at least 5 minutes before the warning signal is made.
- 11.3 [DP] When a starting sequence is in progress, boats whose warning signal has not been made shall avoid the starting area. The starting area is defined as the area 75 meters from the starting line and marks in all directions.

12. COURSE CHANGES

- 12.1 To change the next leg of the course, the race committee will lay a new mark (or move the finishing line) and remove the original mark as soon as practicable.
- 12.2 For Kite Events, courses will not be changed. This changes RRS 33.
- 12.3 Courses will not be shortened. This changes RRS 32.

13. THE FINISH

The finishing line will be between a staff displaying a blue finishing line flag on the race committee vessel and a nearby inflatable finishing mark.

14. TIME LIMITS AND TARGET TIMES

- a. The time limits and target times in minutes are as follows:

Event	Time Limit	Mark 1 Time Limit	Finish Window	Target Time
Men's & Women's Kite	24	6	6	12
Men's & Women's Dinghy	75	20	15	60
Boy's Dinghy	60	20	10	45
Mixed Dinghy	75	20	15	60
Boy's & Girl's Dinghy	55	20	10	40

- 14.2 Not meeting the target time will not be grounds for redress. This changes RRS 61.4(b)(1).
- 14.3 if no boat/kite has passed Mark 1 within Mark 1 Time Limit, the race will be abandoned.
- 14.4 Boat/Kite not finishing within the Finish Window (time after the first Boat/Kite sails the course) will be scored Did not finish without a hearing. This changes RRS 35, A5.1 and A 5.2.

15. EQUIPMENT AND EQUIPMENT INSPECTION

See NoR 7 EQUIPMENT AND EQUIPMENT INSPECTION

16. OFFICIAL VESSELS

Official vessels will be marked as follows:

Competition Management	Purple Sticker with 'RC' in white
Technical Committee	Green flag with 'Measurer' in white
Protest Committee	White flag with 'J' in blue
Medical	White flag with 'Medical' in red
Marshall	Yellow Flag with 'Marshall' in black
Media & TV	White flag with 'Media' in black
VIP	White flag with 'VIP' in black
Principal Race Officer	Purple flag with 'PRO' in white
Safety/Security	Red flag with 'SEC' in white

Only Organizing Committee drone is allowed. A boat shall not request redress due to the actions by any official vessel, drone. This changes RRS 61.1(a).

17. SCORING

- See NoR 12 on Scoring.
- The scoring for Formula Kite is as follows:

Series Races	Discards	Comments
1-3	0	No discard
4-6	1	One worst score discarded
6-9	2	Two worst scores discarded
More than 9	3	Three worst scores discarded

- 17.3 To request a correction of an alleged error in posted race or series results and before lodging score request for redress, a boat shall submit a scoring enquiry available



Athletes' attention is drawn to SI 18.3.

18 PROTESTS, PENALTIES AND REQUESTS FOR REDRESS

18.1 Hearing request forms shall be delivered on the online form at:



within the appropriate time limit.

18.2 The protest time limit for each Event will be sixty (60) minutes after either the last boat has finished the last race of the day, or the Race Committee signals no more racing today, whichever is the later.

18.3 A request for redress based on an incident identified in a scoring enquiry will meet the time limit if:

18.3.1 the scoring enquiry was submitted as soon as practicable after the score is published; and;

18.3.2 the request for redress is delivered as soon as reasonably possible after being notified of the race committee's response to the scoring enquiry, either in writing or through the online system. This changes RRS 61.2.

18.4 An online notice will be posted within 30 minutes of the protest time limit to inform competitors of hearings in which they are parties or named as witnesses. Hearings will be held in the jury room beginning at the time posted. Hearings may be scheduled to begin up to 30 minutes before the protest time limit.

18.5 A list of boats that have been penalized under Appendix P for breaking RRS 42 and under SI 18.8 will be posted on Official Notice Board.

18.6 Penalties for breaches of the class rules, RRS 50.1 or rules in the NoR and SIs marked [DP], or [SP] should the case go to a hearing, are at the discretion of the International Jury and may be less than disqualification.

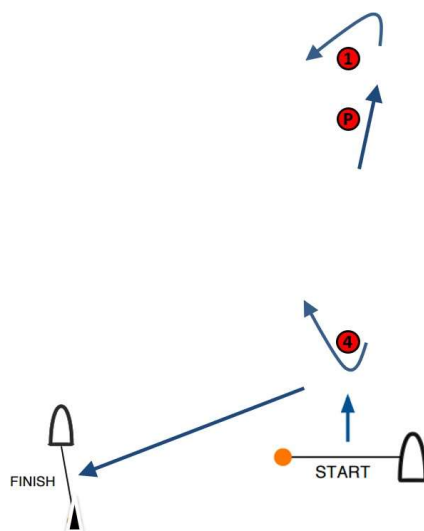
18.7 Breaches of NoR 17 (Insurance) shall not be grounds for a protest by a boat. This changes RRS 60.1.

18.8 For breaches of a rule marked [SP], the Committee may apply a standard penalty without a hearing. A list of these breaches and the associated standard penalties will be posted on the Official Notice Board. However, the Committee may protest a boat if it considers a standard penalty is inappropriate. A boat that has been penalized with a standard penalty shall neither be protested by another boat for the same incident nor can another boat request redress for this committee action. This changes RRS 60.1, 63.1 and A5.

+++++

	Sailing Instruction ADDENDUM D – Marks		
Course	Area A	Area B	Area D
Starting Marks	RC signal vessel at one end and a starting mark	RC signal vessel at one end and a starting mark	RC signal vessel at one end and a starting mark
Finishing Marks	RC vessel at one end displaying a blue flag and a finishing mark	RC vessel at one end displaying a blue flag and a finishing mark	RC vessel at one end displaying a blue flag and a finishing mark
	Starting mark: Pin start boat	Starting mark: Pin start boat	Starting mark: Yellow cylinder mark
	Finishing mark: Pin finish boat	Finishing mark: Pin finish boat	Finishing mark: Yellow cylinder mark
	Mark 1 : Yellow triangular mark	Mark 1 : Orange cylinder mark	Mark P: Red cylinder mark
Marks and	Mark 2 : Yellow triangular mark	Mark 2 : Orange cylinder mark	Mark 1: Red cylinder mark
New Marks:	Mark 3S: Yellow triangular mark	Mark 3S: Orange cylinder mark	Mark 2 : Red cylinder mark
same mark	Mark 3P: Yellow triangular mark	Mark 3P: Orange cylinder mark	Mark 3: Red cylinder mark
with black band		Mark 4S: Orange cylinder mark	Mark 4: Red cylinder mark
		Mark 4P: Orange cylinder mark	Mark 5: Red cylinder mark
VHF Channel	TBA	TBA	TBA

Men's & Women's Kite Course diagrams (C3)



X 1: Start – Pp – 1p – Pp – 4s – Finish

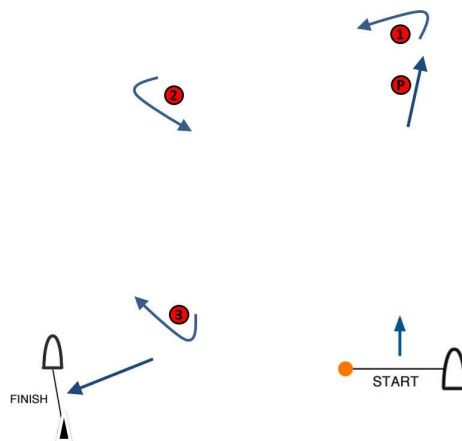
X 2: Start – Pp – 1p – Pp – 4s – Pp – 1p – Pp – 4s – Finish

X 3: Start – Pp – 1p – Pp – 4s – Pp – 1p – Pp – 4s – Pp – 1p – Pp – 4s – Finish

For all courses, If mark P is not set, it shall be disregarded.

All distances and course angles are approximate.

Men's & Women's Kite Course diagrams (C3)



B 1: Start – Pp – 1p – 2p – 3s – Finish

B 2: Start – Pp – 1p – 2p – 3s – 2p – 3s – Finish






B 3: Start – Pp – 1p – 2p – 3s – 2p – 3s – 2p – 3s – Finish

For all courses, If mark P is not set, it shall be disregarded.

All distances and course angles are approximate.

Start Procedure for Kiteboarding

Formula Kite

Time to Start	Visual Signal	Sound Signal
3 Min	 Formula Kite Flag Displayed	
2 Min	 Preparatory / "U" Flag Displayed	
1 Min	"U" Flag Removed	
START	Formula Kite Flag Removed	