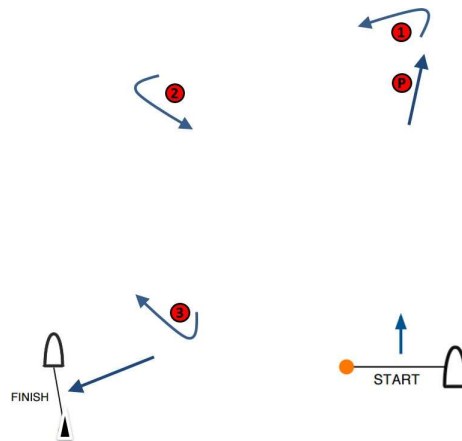


## Men's & Women's Wingfoil Course diagrams (C3)



**B 1: Start – Pp – 1p – 2p – 3s – Finish**

**B 2: Start – Pp – 1p – 2p – 3s – 2p – 3s – Finish**






**B 3: Start – Pp – 1p – 2p – 3s – 2p – 3s – 2p – 3s – Finish**

**For all courses, If mark P is not set, it shall be disregarded.**

All distances and course angles are approximate.

## Start Procedure for Wingfoiling

# Wingfoil

Time to Start	Visual Signal	Sound Signal
3 Min	 Wingfoil Flag Displayed	
2 Min	 Preparatory / "U" Flag Displayed	
1 Min	"U" Flag Removed	
START	Wingfoil Flag Removed	